



## 2023 Leander ISD Graduation Ceremony Information Packet

SCHOOL	DATE	DOORS OPEN	START TIME	END TIME
Rouse High School	Friday, May 26, 2023	7:00 AM	8:00 AM	10:00 AM
Vista Ridge High School	Friday, May 26, 2023	11:00 AM	12:00 PM	2:00 PM
Glenn High School	Friday, May 26, 2023	3:00 PM	4:00 PM	6:00 PM
Cedar Park High School	Friday, May 26, 2023	7:00 PM	8:00 PM	10:00 PM
Vandegrift High School	Saturday, May 27, 2023	7:00 AM	8:00 AM	10:00 AM
Leander High School	Saturday, May 27, 2023	11:00 AM	12:00 PM	2:00 PM

Welcome to H-E-B Center at Cedar Park and congratulations on this momentous occasion! We are very excited to be able to share one of the greatest days in a young person's life with you, your families, friends and relatives. This packet contains very important information that will help make this experience smooth and memorable. Please read through this information thoroughly.



## Directions

### East Austin

- Take IH 35 North
- Exit onto 183A Toll Road North
- Exit at Scottsdale Drive
- Proceed in the left lane
- Take the first U-turn

### West Austin

- Take FM 620 North
- Turn left onto Highway 183 North
- Continue North on 183A Toll Road
- Exit at Scottsdale Drive
- Proceed in the left lane
- Take the first U-turn
- Enter on the right

### South Austin

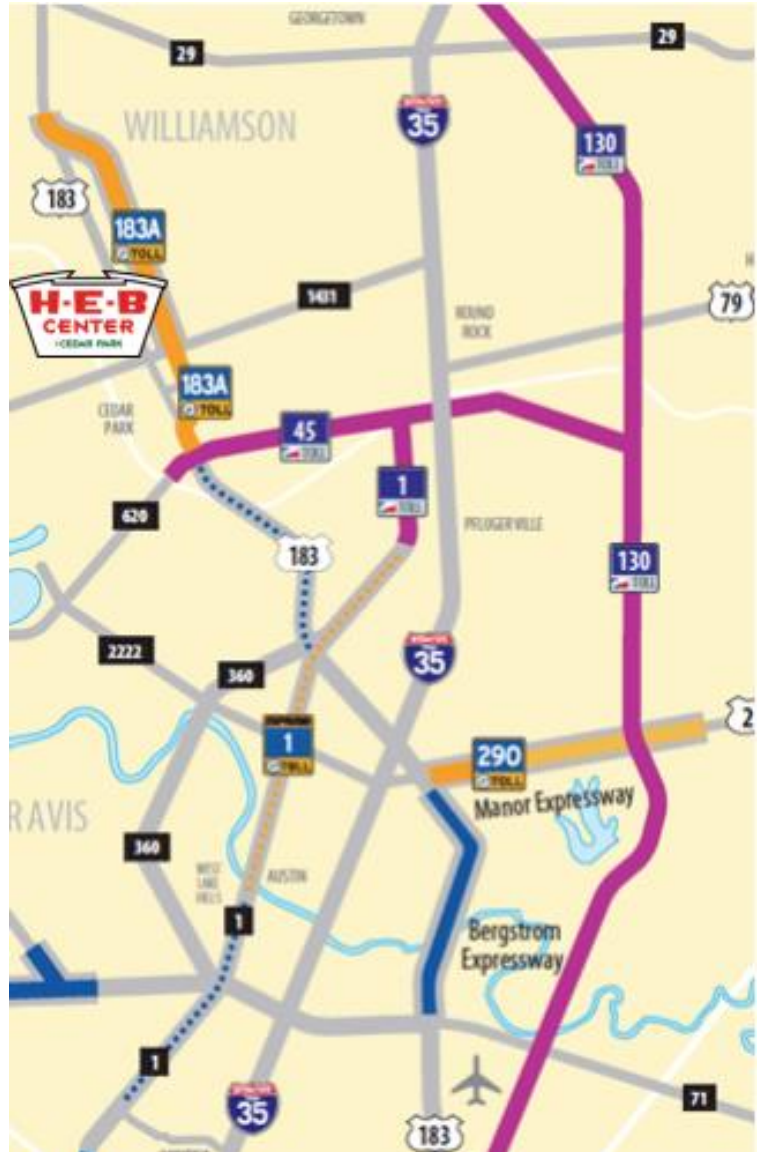
- Take Mopac/Loop 1 North
- Exit onto Highway 183 North
- Continue North on 183A Toll Road
- Exit at Scottsdale Drive
- Proceed in the left lane
- Take the first U-turn
- Enter on the right

### Georgetown

- Take IH 35 South to Exit 256 toward Cedar Park
- Turn right and continue West on FM 1431
- Turn right onto North 183A Frontage Road
- Turn left onto New Hope Drive
- Turn right onto Avenue of the Stars

### Round Rock

- Take IH 35 South to Exit 250B
- Merge onto State Highway 45 West
- Exit onto 183A Toll Road North
- Exit at Scottsdale Drive
- Proceed in the left lane
- Take the first U-turn
- Enter on the right



## Parking

H-E-B Center at Cedar Park is equipped with 2,600 general parking spaces. Handicap parking spaces are available closest to the building. These spaces are limited and fill up fast, please plan to arrive early. The Valet parking lot will be used as a drop off / rideshare area only.

Please reference the diagram below for lot locations and entry information.

## Parking Fee

- Cars, Pick-up Trucks, SUV's: \$7.14 in advance | \$8.00 day of
- Busses/Larger Vehicles: \$30 day of only
- Valet parking is not available during graduations and will be used for a drop off area

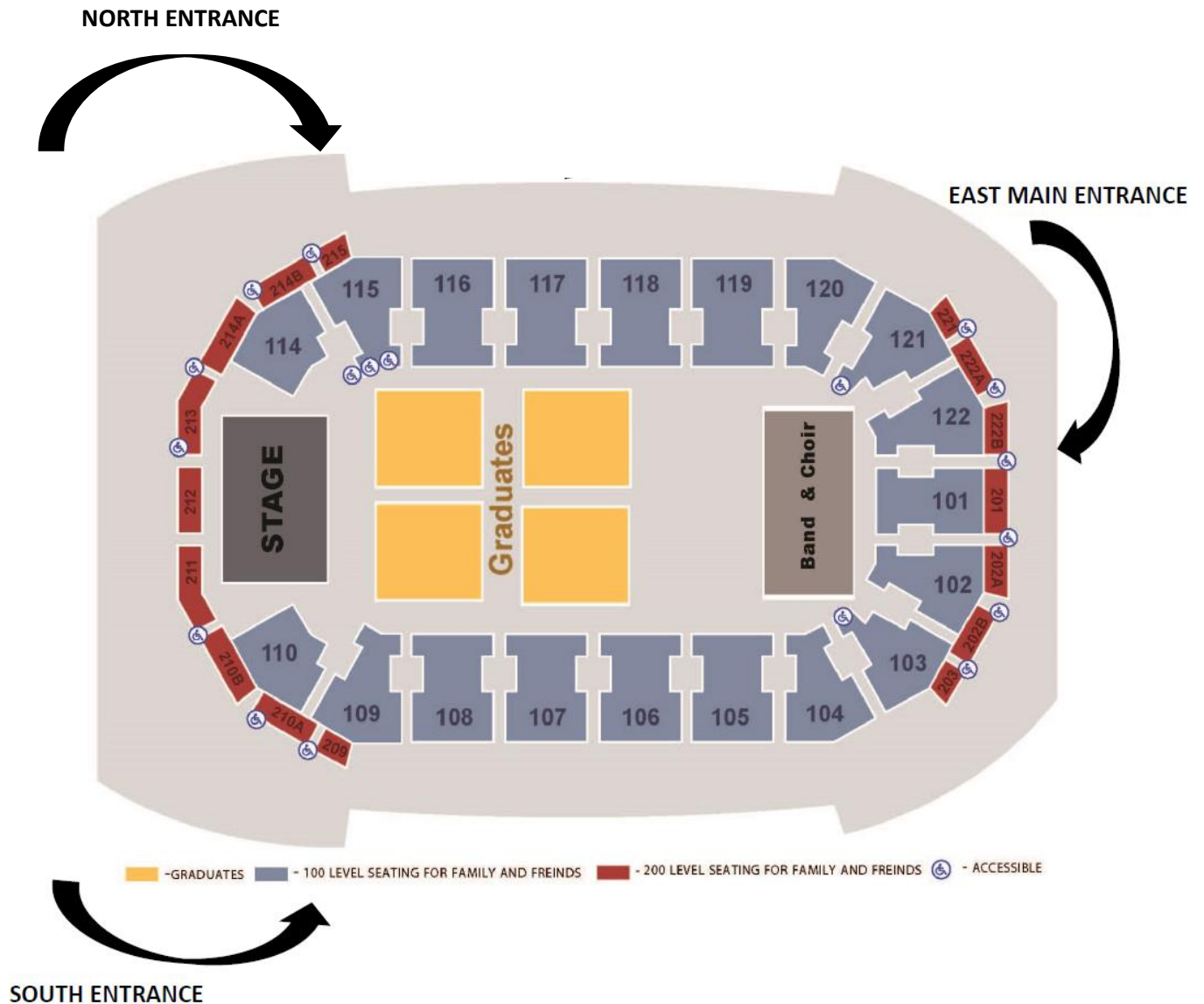
We strongly encourage pre-purchasing parking prior to the day of graduation. Passes can be purchased by going to our website: <https://www.parkwhiz.com/h-e-b-center-at-cedar-park-parking/>

Credit card only payments will be accepted for day of parking purchases.



## Entering H-E-B Center at Cedar Park

There are THREE (3) entrances into H-E-B Center. Locations are the East Main Entrance, South Entrance and North Entrance. Please reference the map below to understand the building entrances as they relate to the stage and graduate seating. Seating is first come, first serve. Please plan to arrive early for your preferred seating area.





# Wheelchair Access and Limited Mobility Seating

## General Seating Areas:

- Wheelchair accessible and limited mobility seating areas are labeled on the above seating map with the ADA icon. The icons within the 100 Level sections are on the floor level. The icons on 200 Level Sections are on the loge level (2<sup>nd</sup> level) and are accessible by an elevator.

***SPECIAL NOTE – access to all other non-wheelchair or limited mobility seating within the arena require the use of multiple steps!***

- All entrances have ADA accommodations. Should you need to be seated on the loge level (2<sup>nd</sup> level); both North and South entrances have elevator access in the respective lobbies. The East Main entrance has an elevator southeast (to the left) of the entrance as you enter the building.
- Wheelchair and limited mobility seating is limited, so please arrive early should someone in your party require special accommodations.

## Wheelchair Service, Hearing Assistance, and additional Assistance:

- Please visit the Guest Services Desk behind section 121 on the concourse to secure a wheelchair escort or assisted listening device. Please note both are first come first served and wheelchairs may not be kept during the ceremony. Wheelchair escorts will take you to and from your seating.

## Additional Important Information

### Seating:

- ***Guests will not be allowed to save seats.*** Please wait until your entire group is present before proceeding to sit down.
- Guest Services Ushers will be available to assist finding seats as needed.
- Sitting in aisles is not permitted per the Cedar Park Fire Department.
- ***REMINDER*** – The H-E-B Center at Cedar Park will NOT allow more than the maximum capacity of guests allowed inside the arena at any point of the graduations.

### Security:

- Please expect to go through a standard security screening process upon entering H-E-B Center at Cedar Park. The screening process includes a bag search and metal detection with walk-through magnetometers and hand-held wands. ***Please reference the bag policy information below.***
  - H-E-B Center at Cedar Park is under a Clear Bag Policy
  - Anyone refusing to participate in the security screening will not permitted to enter the facility.
  - If you are unable to go through a magnetometer, please let a security guard know and they will accommodate.
  - H-E-B Center at Cedar Park is now a cashless venue, we do not accept cash at any point of sales and do not have any ATM's on-site

## BAG POLICY




CLEAR BAGS CANNOT EXCEED  
**16" X 8" X 16"**

BAGS CANNOT HAVE COLORED TINTING OR OBSTRUCTIVE PATTERNS.



NON-CLEAR BAGS CANNOT EXCEED  
**4.5" X 6.5"**

## CASHLESS VENUE



ALL MAJOR  
CREDIT CARDS/DEBIT CARDS &  
APPLE PAY ACCEPTED.

\*APPLE PAY NOT ACCEPTED AT THE BOX OFFICE.

**Prohibited Items (Including, and not limited to):**

- Weapons (knives, guns, pepper spray, fireworks, etc.)
- Noisemakers (air horns, whistles, rattlers, cowbells, thunder sticks and any other item that could distract others)
- Banners and/or flags
  - Signs are limited to a poster board size, 22"x28" – the sign must not obstruct the view of the stage for other guests
- Balloons (helium, mylar, latex, etc.)
- Coolers
- Outside food and beverage
- Tripods, monopods, and selfie sticks
- Umbrellas larger than 12" in length
- If you have specific questions regarding items that may or may not be allowed, please contact H-E-B Center at Cedar Park Security by email at [events@hebcenter.com](mailto:events@hebcenter.com)

**\*\*flowers & misc. celebratory items will be sold on our North and South Concourse during each ceremony\*\***

**Food and Beverage:**

- The venue's concessionaire, RS3, will be operating multiple concession stands that offer a wide variety of food and beverages available for purchase. For specific food offerings please visit our website <http://www.hebcenter.com/plan-your-visit/arena-food-beverage>
- We are a cashless venue and do not accept cash at any point of sales

**Smoking:**

- There is NO smoking inside H-E-B Center at Cedar Park, including the use of electronic cigarettes, vapes and vape pens
- Designated smoking areas are on the north and south 2<sup>nd</sup> level loge balconies and the Craft Beer Corner & Patio

**Strollers and Baby Carriers:**

- All strollers and baby carriers must be checked in at the Guest Services desk behind Section 121. They are not permitted within the arena seating.

**First Aid:**

- H-E-B Center at Cedar Park's first aid station is located behind Section 109 in the South Entrance lobby
- See an H-E-B Center at Cedar Park Guest Services or Security representative for additional assistance

**Photography and Video:**

- Photography and video are permitted during the ceremony. Please note the above Clear Bag Policy
- Tripods, monopods, and selfie sticks are not permitted
- Remember to charge all batteries before coming to the ceremony, as there will be no place to plug in chargers

**Cell Phones:**

- Cell phones and other mobile devices can be very distracting and must be kept in silent or vibrate mode during the ceremony

**Guest Services:**

- The Guest Services desk is a great place to find out information, including help regarding lost guests in your party, hearing assistance devices, wheelchair services, and information about future events
- You can find the Guest Services desk behind Section 121 on the main concourse

**Graduate Exits:**

- We strongly encourage you to discuss an exterior post-ceremony meeting location with your graduate prior to the ceremony. Graduates will proceed out of the building immediately after the ceremony concludes.
  - Graduates will exit out our North and South Entrances depending on how they are seated on the floor.
- We recommend using the grass area outside of the East Main Entrance (front of the building) near the flag poles, reference image below. This will help you reconnect with your graduate faster!

